


5' Protector ClassMate Laboratory Hood



View online: <https://www.labconco.com/product/5-protector-classmate-laboratory-hood-11/6769>



Overview

The patented Protector ClassMate Laboratory Hood is designed to meet the needs of instructional laboratories. Clear back and sides and taller front viewing window provide enhanced visibility for conducting chemistry demonstrations or observing students using the hood. The clear back also does not obstruct visibility when hoods are placed back-to-back in an island configuration.

Fully-featured with baffle and air foil, this high-performance by-pass hood maintains safe airflow while conserving energy. The Protector ClassMate Hood is benchtop design and offered in 4', 5', and 6' widths. Models with combination style sashes are also available.

Catalog Number: 160505120

Specifications

- **Weight:** 520.0 lbs
- **Weight metric:** 235.9 kg
- **Dimensions:** 60.0" w x 32.7" d x 59.0" h
- **Dimensions metric:** 152.4 x 81.9 x 149.9 cm
- **Electrical:** 208-230V, 50/60 Hz, 5A
- **Product Subcategory:** Educational
- **Nominal Width:** 5'
- **Sash Movement Direction:** Combination (Vertical & Horizontal)
- **Region:** International, U.S. and Canada
- **Blower Requirements:** Remote blower required
- **Conformance:** ANSI Z9.5, ASHRAE 110, ASTM E84, CAN/CSA C22.2, CFR 29, NFPA 45, SEFA 1, SEFA 8 (Cabinet Surface Finish), UL 1805, UL 61010
- **Lighting:** LED
- **Style:** Benchtop

Description

Features (All Models)

- SEFA 1 High Performance Hood.
- Patented design.
- By-pass airflow design.
- Glacier white powder-coated steel frame.
- Ergonomic air foil with aerodynamic Clean-Sweep airflow openings.
- Low-profile, ADA-compliant spill trough.
- Clear, 1/4" thick, tempered safety glass sides, back and removable baffle.
- 5° angled, 1/4" thick tempered safety glass stationary viewing panel and 3/16" thick chain-driven sash with anti-racking shaft and powder-coated steel frame that provides 37.5" high visibility.
- Powder-coated sash handle with aerodynamic Clean-Sweep airflow openings.
- High-performance, 3-piece glass baffle that pivots for cleaning.
- Cord-Keeper slots on left and right side of air foil.
- Pre-wired LED lighting, light switch and blower switch.
- Powder-coated stainless steel tissue screen located directly below exhaust outlet.
- Removable front panel, side panels and interior cover plates for access to plumbing and electrical wiring.
- Powder-coated stainless steel 12.81" ID exhaust connection.

Vertical-Rising Sash Models Feature

- Sash stop at 18" height from work surface (60% open). Can be field modified to 14" from work surface. Fully open sash is 28" from work surface.

Combination Sash Models Feature

- Combination horizontal-sliding/vertical-rising sashes that allow the operator to use the hood with the sashes half open either horizontally or vertically.
- Sash stop at 14" height from work surface (50% vertical opening). Can be field modified to 18" from work surface. Fully open sash is 28" from work surface.

Fixtured Models May Feature

- Two pre-plumbed service fixtures with forged brass valves, lower right side with brass tubing for gas and lower left side with copper tubing for cold water. Components for converting either or both fixtures to air and vacuum are provided. Inlet tubing is not provided.
- One pre-wired GFCI electrical duplex receptacle on lower right side.

Required Accessories (Not Included)

- Remote blower
- Ductwork
- Work surface
- Base cabinet or stand


Optional Accessories

- Service Fixtures Kits (Some models include service fixtures)
- Electrical Duplex Kits (Some models include electrical duplex)
- Distillation Grid Kits
- Guardian Airflow Monitors
- Upper Rear Finish Panel Kits
- Dual Exhaust Adapter


Compliance

- SEFA 1
- CFR 29, Part 1910
- NFPA 45
- ASHRAE 110
- ANSI Z9.5
- UL 61010-1
- CAN/CSA C22.2 No. 61010.1
- UL 1805
- SEFA 8, Cabinet Surface Finish Tests

For Product Assistance



[Ryan Caton](#)
Sales Representative



[Eleanor Watkins](#)
Customer Service Representative



Labconco Corporation
8811 Prospect Avenue
Kansas City, MO 64132-2696
Phone: (816) 333-8811

