

Description

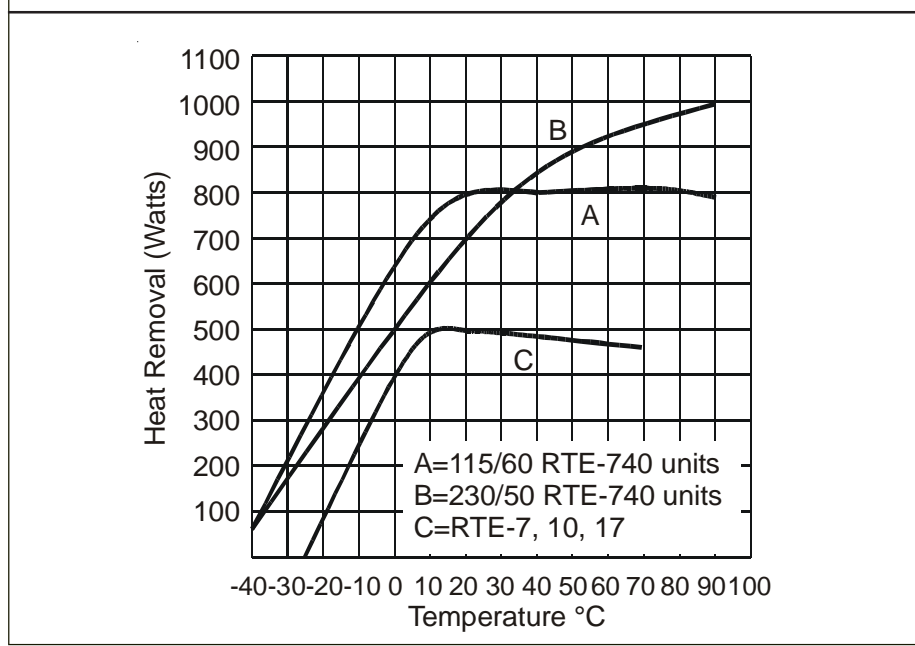
The Thermo Scientific NESLAB RTE Refrigerated Bath/Circulators are designed to provide temperature control for applications requiring a fluid work area or pumping to an external system. Units consist of a non-CFC air-cooled refrigeration system, circulation pump, seamless stainless steel bath, work area cover, and a microprocessor temperature controller.

Specifications¹

- Process Fluid
- Temperature Range²
- Temperature Stability³
- Cooling Capacity⁴

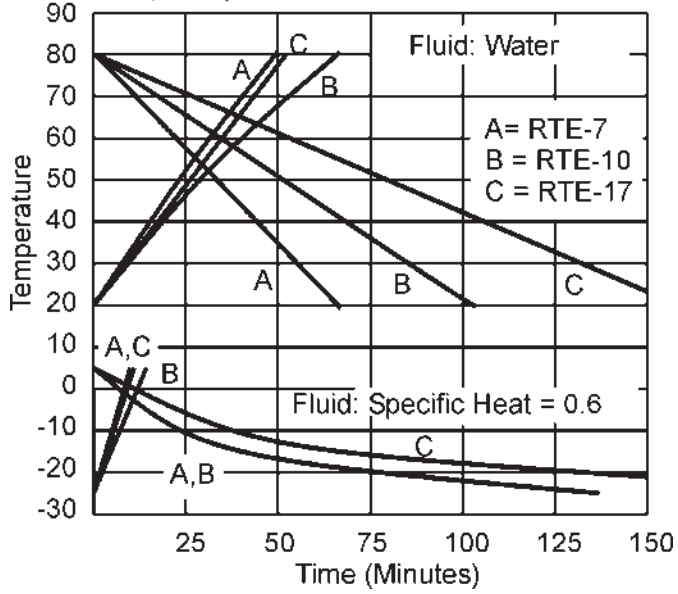
RTE 7	RTE 10	RTE 17	RTE 740
-25°C to +150°C		-24°C to +150°C	-40°C to +200°C

±0.01°C

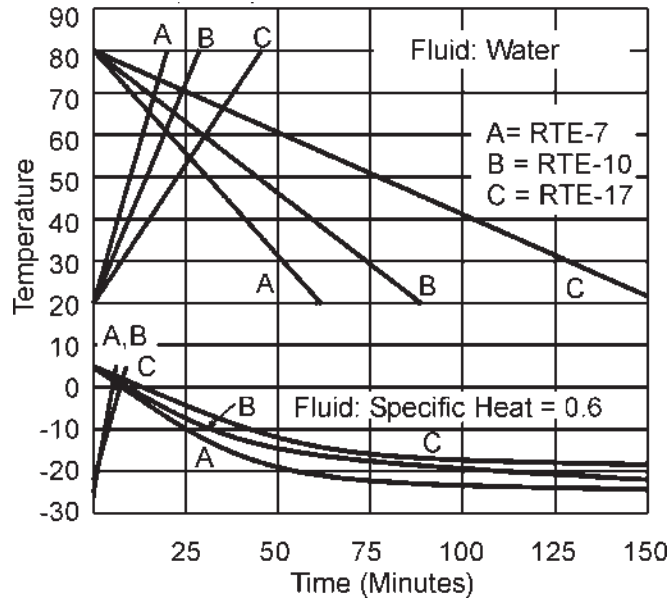


1. Specifications subject to change without notice.
2. Baths are tested at temperatures below freezing with denatured alcohol. This fluid is HIGHLY flammable and is not recommended by Thermo Fisher Scientific. Above 80°C, baths are tested at with silicone oil. This fluid is known to release a formaldehyde vapor (which is carcinogenic) above 150°C.
3. 20°C ambient. 20°C bath temperature using water. Sea level. Measured at the center of the work area, work cover on, no external flow, stable ambient, full refrigeration (RTE-740 in Energy Saving Mode). For some applications, agitation and stability above ambient may be improved by connecting a small length of hose between the pump connections on the rear of the unit.
4. 20°C ambient. 20°C bath temperature using water. Pump fully loaded. Sea level.

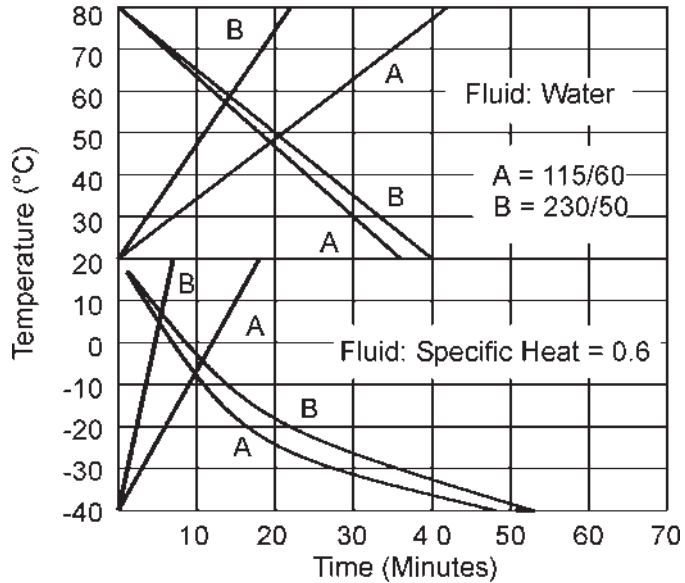
Time to Temperature
115V/60 Hz units



230V/50 Hz units



RTE-740 units

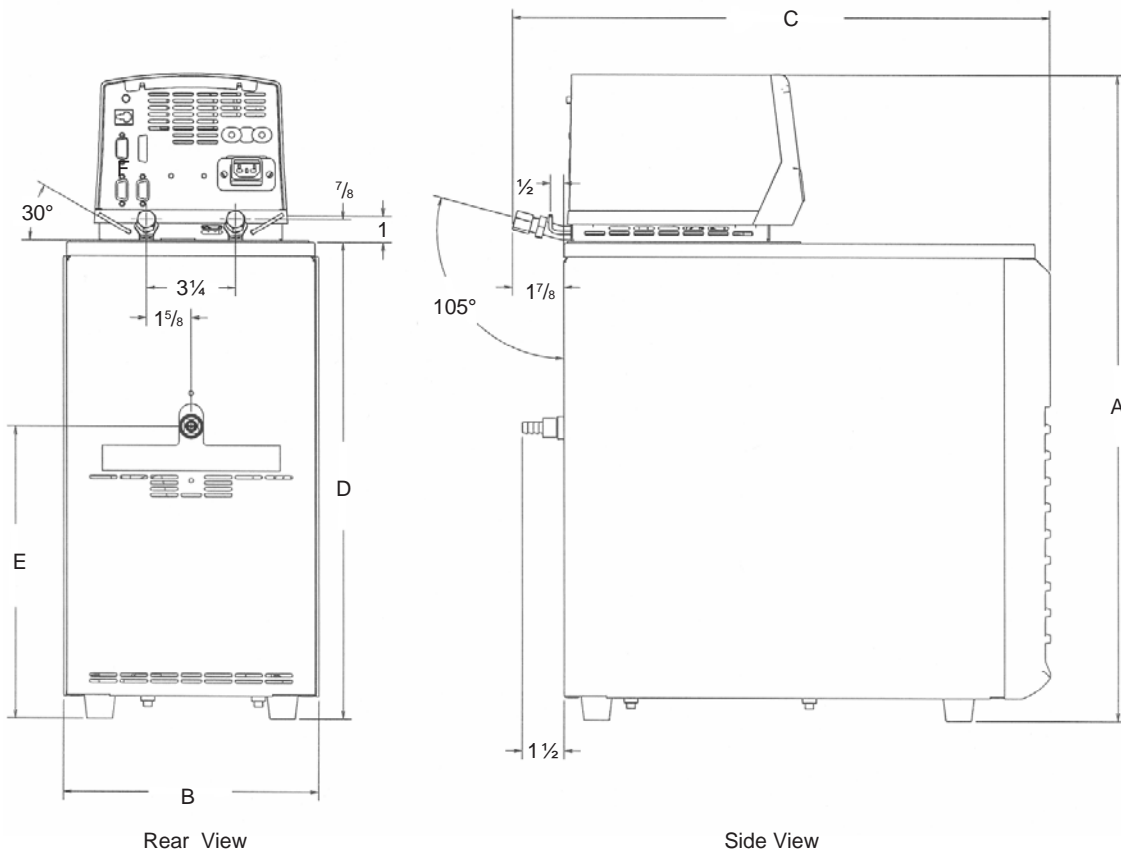


	RTE 7	RTE 10	RTE 17	RTE 740
Pump Capacity⁴				
Heater (Watts)				
115V/60 Hz Models	800		1600	800
230V/50 Hz Models	2000		2000	2000
100V/50-60Hz Models	800		1200	800
Refrigerant	R134a (6 ounces)			R404a (8 ounces)
Bath Work Area⁵ (W x L x D) Inches Centimeters	6 5/8 x 7 x 6 16.8 x 17.8 x 15.2	8 3/4 x 8 1/8 x 6 22.4 x 20.6 x 15.2	8 3/4 x 8 1/8 x 9 22.4 x 20.6 x 22.9	6 5/8 x 7 x 6 16.8 x 17.8 x 15.2
Bath Volume				
Gallons	1.9	3.0	4.8	1.9
Liters	7.2	11.3	18.1	7.2
Air Flow Requirements SCFM	170			200
Shipping Weight				
Pounds	75	79	84	114
Kilograms	34	36	38	52

4. 20°C ambient. 20°C bath temperature using water. Pump fully loaded. Sea level.

5. See next page for unit dimensions.

Unit Dimensions (inches)



Unit Dimensions ^{"/cm}	RTE7	RTE 10	RTE 17	RTE740
<i>Dimension A</i>	23 5/8 60.0	23 5/8 60.0	26 5/8 67.6	26 5/8 67.6
<i>Dimension B</i>	9 1/4 23.5	11 3/8 28.9	11 3/8 28.9	11 3/8 28.9
<i>Dimension C</i>	19 48.3	20 1/8 51.1	20 1/8 51.1	20 1/8 51.1
<i>Dimension D</i>	17 3/8 44.1	17 3/8 44.1	20 3/8 51.8	20 3/8 51.8
<i>Dimension E</i>	10 5/8 27.0	10 5/8 27.0	10 5/8 27.0	12 3/8 31.4
Crate Dimensions (D x W x H)	19 x 26 x 34 48 x 66 x 86	19 x 27 x 32 48 x 69 x 81	26 x 20 x 33 66 x 51 x 84	28 x 20 x 36 71 x 51 x 91