

10 Rotors for the Centrifuge 5427 R



Eppendorf centrifuges may only be operated with rotors that are intended for use with the corresponding centrifuge.

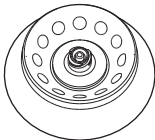
- ▶ Only use rotors that are intended for use with the corresponding centrifuge.






Please note the manufacturer's information on the centrifugation resistance of the sample tubes used (maximum *g*-force).

For ordering information, refer to the English and German version of the operating manual.

Technical data of the rotors and adapters and the order numbers of the adapters can be found in chapter *Rotors for the Centrifuge 5427 R* of the English version of the operating manual.

10.1 Rotor FA-45-12-17

	Rotor FA-45-12-17 Aerosol-tight fixed-angle rotor for 12 reaction tubes	Max. <i>g</i> -force:	20 598 × <i>g</i>
		Max. speed:	14 000 rpm
		Max. load (adapter, tube and contents):	12 × 9.5 g

Tubes	Tube Capacity Tubes per adapter/ rotor	Adapter Order no. (international)	Adapter base Diameter	Max. <i>g</i> -force: Max. speed Centrifugation radius
	Micro test tube 5 mL -/12	–	– Ø 17 mm	20 598 × <i>g</i> 14 000 rpm 9.4 cm
	Micro test tube 1.5 mL/2.0 mL 1/12	 5820 768.002	Open Ø 11 mm	17 530 × <i>g</i> 14 000 rpm 8.0 cm
	HPLC vial 1/12	 5820 770.007	Flat Ø 11 mm	16 215 × <i>g</i> 14 000 rpm 7.4 cm
	Cryo tube 1.0 mL – 2.0 mL 1/12	 5820 769.009	Flat Ø 13 mm	18 188 × <i>g</i> 14 000 rpm 8.3 cm