






Technical data

Centrifuge 5804/5804 R Centrifuge 5810/5810 R
English (EN)

10.6.13 Rotor F-35-48-17

	Max. <i>g</i> -force:	5005 × <i>g</i>
Rotor F-35-48-17 Fixed-angle rotor with 48 steel cores	Max. speed:	5500 rpm
	Max. load (sleeve, adapter, tube and contents):	48 × 56 g

Tube	Tube Capacity Tubes per adapter/ rotor	Adapter	Bottom shape Tube diameter Max. tube length	Max. <i>g</i> -force Max. speed Radius
	Tube 7.5 to 12 mL 1/48	 5702701.009	Flat Ø 16 mm 127 mm	5005 × <i>g</i> 5500 rpm 14.8 cm
	Conical tube 15 mL 1/36	 5702706.000	Conical Ø 17 mm 127 mm	5005 × <i>g</i> 5500 rpm 14.8 cm